


Chevrolet E78 Wiring

Connection using Boot Mode

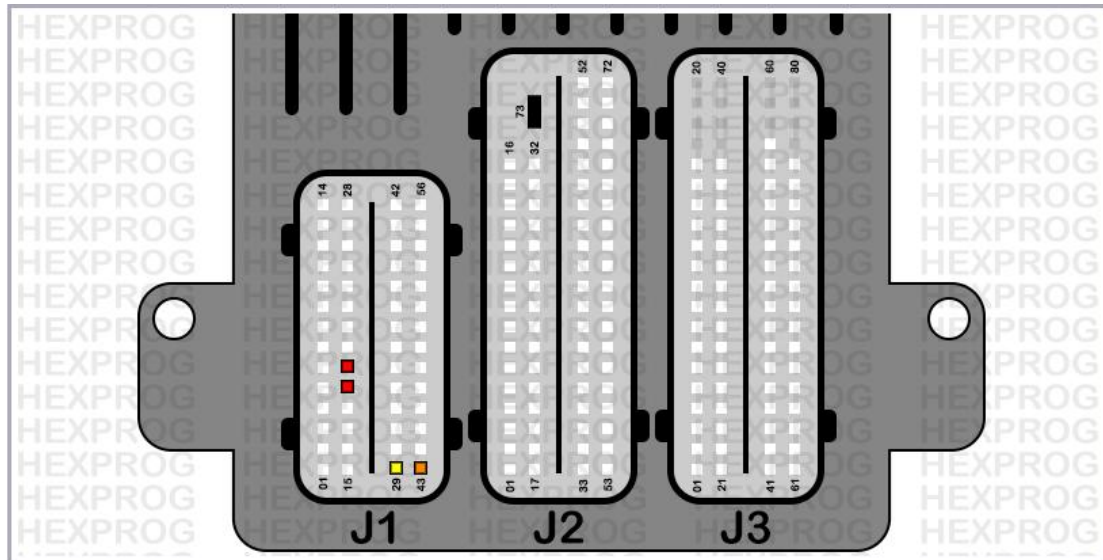
Attention

You cannot use OBD Flash files to write into the ECU



Chevrolet-E78-Module

You need to open E78 cover in boot mode. Please connect wires as described below



Pins Description


- Block J1-**Pin 19**: Power Supply 12-14V
- Block J1-**Pin 20**: Power Supply 12-14V
- Block J1-**Pin 29**: CANBUS High 2
- Block J1-**Pin 43**: CANBUS Low 2
- Block J2-**Pin 73**: Ground

Internal Wiring

Connect HexProg signals wires to E78 board as shown below



Chevrolet-E78-Inside



Chevrolet-E78-Boot-Location